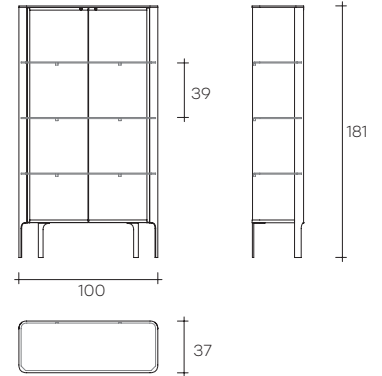




# aura

DESIGN  
PATRICK JOUIN

portata sui ripiani: 20 kg  
portata sul top: 30 kg  
load capacity on shelves: 20 kg  
load capacity on top: 30 kg



Vetrina elettrificata con corpo in vetro trasparente curvato da 6 mm e tre ripiani fissi in vetro da 8 mm. Reggipiani posteriori in vetro, saldati al corpo vetrina. Top in vetro da 10 mm e base in legno laccato nero opaco. Profili e piedini in alluminio verniciato nero opaco. Anta con serratura. Sistema di illuminazione LED posizionato all'interno dei profili di alluminio, dimmerabile e con regolazione della temperatura.

*Wired showcase in a 6 mm transparent curved glass with three 8 mm fixed glass shelves. Shelf supports in glass welded to the showcase. 10 mm glass top and base in matt black lacquered wood. Profiles and feet in matt black lacquered aluminium. Door with lock. LED lighting system positioned in the aluminium profiles, with a dimmer switch and temperature regulation.*

dimensioni L, P, H  
dimensions L, W, H  
(cm)

COD./CODE

L

P/W

H

peso netto  
net weight  
(kg)

peso lordo  
gross weight  
(kg)

volume imballo  
package volume  
(m<sup>3</sup>)

Vetrina.  
Showcase.

**\*AU/100**

100

37

181

115

160

1,1

**\* Prodotto marcato CE, disponibile solo per mercato europeo.**  
**\* CE certification, only for European countries available.**

## FINITURE VETRO GLASS FINISH

## SPESSORE THICKNESS

Vetro extralight  
Extralight glass

6/8 mm

Vetro Nero95  
Black95 glass

6/8 mm

Vetro fumè  
Smoked glass

6/8 mm

Vetro bronzo  
Bronze glass


6/8 mm




---

**FINITURE**  
**FINISHES**

---

**Struttura in vetro**  
**Glass structure**

vetro trasparente  
transparent glass

**Base in vetro**  
**Glass base**

vetro extralight acidato  
retroverniciato bianco  
white back-painted  
and etched extralight glass



vetro extralight  
retroargentato  
extralight  
back-silvered glass