

segesta bar

Studio Klass

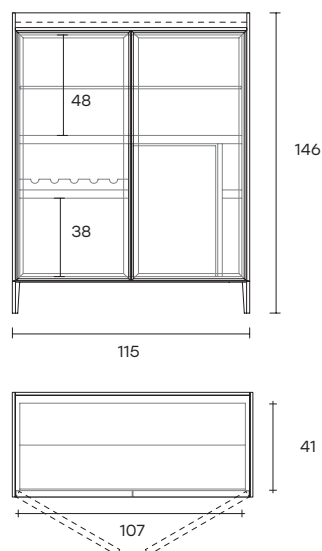


portata su ogni piano: 15 kg
portata sul top: 30 kg
load capacity on each shelf: 15 kg
load capacity on the top: 30 kg

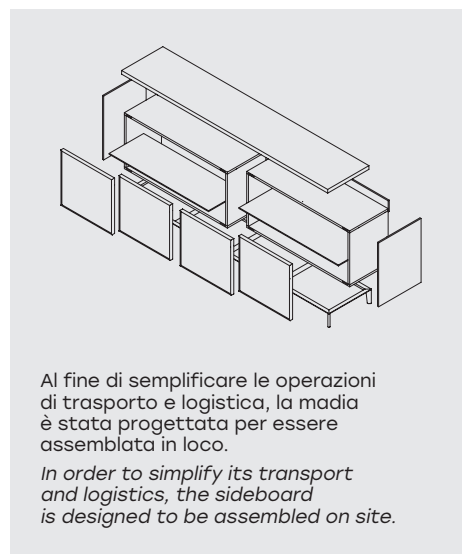
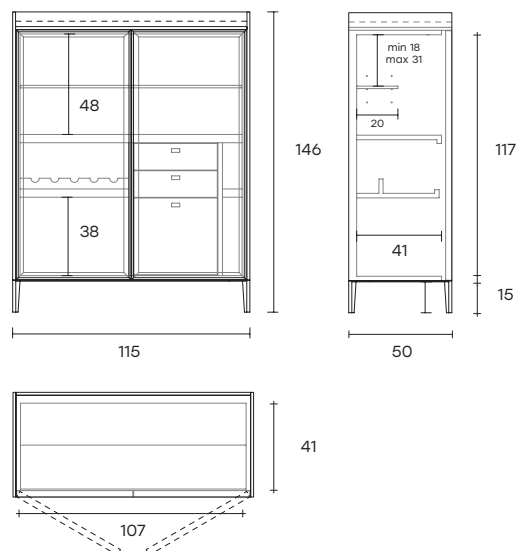
Madia con scocca esterna in legno laccato Grigio Vulcano, Greige Metallizzato, oppure Moka. Top in legno laccato in tinta con la struttura esterna (spessore 14 mm), oppure in Marmo (spessore 40 mm), oppure in legno impiallacciato (spessore 40 mm). Base e piedini in acciaio verniciato nero. Ante in vetro da 6 mm temperato nelle varianti liscio, fuso oppure acidato, disponibili in diverse finiture e verniciature. I vetri delle ante sono fissati ad un telaio di alluminio in finitura nera, con cerniere a scomparsa. Struttura interna in nobilitato a trama plissettata, attrezzata con: ripiano in vetro da 12 mm temperato; ripiano portabottiglie in legno; frigorifero da 50L, di cui 3,6L adibiti a cella freezer. Il frigorifero è sostituibile da un sistema di 3 cassetti. Sistema di illuminazione a LED integrato nella struttura interna (opzionale).

Cupboard with external structure in lacquered wood in Vulcan Grey, Metallic Greige, or Moka finish. Top available in the same lacquered wood finish of the external structure (14 mm thick), or in marble (40 mm thick), or in veneered wood (40 mm thick). Base and feet in black lacquered metal. Relevant doors in flat, fused or acid-etched tempered glass (6 mm. thick), available in various finishes and lacquers. The glass doors are fastened to an aluminium frame in black finish through hidden hinges. Internal structure in pleated-texture melamine, equipped with: a 12 mm tempered glass shelf; a wooden bottle rack shelf; a 50 L refrigerator, including a 3.6 L freezer compartment. The refrigerator can be replaced with a system of 3 drawers. Optional LED lighting system integrated within the internal structure.

SEF115
con frigorifero / with refrigerator



SEC115
con cassetti / with drawers



Al fine di semplificare le operazioni di trasporto e logistica, la madia è stata progettata per essere assemblata in loco.

In order to simplify its transport and logistics, the sideboard is designed to be assembled on site.

DIMENSIONI _ DIMENSIONS

SEF115
con frigo / with refrigerator
L 115 x P 50 x H 145 cm
L 45 1/4" x W 19 11/16" x H 57"


 143
 181
 1,56

SEC115
con cassetti / with drawers
L 115 x P 50 x H 145 cm
L 45 1/4" x W 19 11/16" x H 57"


 150
 186
 1,37

**SCocca ESTERNA
E TOP IN LEGNO LACCATO
EXTERNAL STRUCTURE AND TOP
IN LAQUERED WOOD**


 14 mm



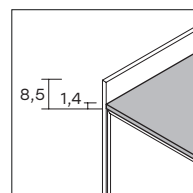
VU
Grigio Vulcano
Vulcan grey




MK
Moka metallizzato
Metallic Moka



GM
Greige metallizzato
Metallic greige




**ANTE IN VETRO PIANO
FLAT GLASS DOORS**


 6 mm




GR
Fumè
Smoked



BR
Bronzo
Bronze



XA-VU
Extralight acidato
retroverniciato
Grigio Vulcano
Acid-etched
extralight,
Vulcan Grey
back-painted




XA-MK
Extralight acidato
retroverniciato
Moka
Acid-etched
extralight,
Moka
back-painted




XA-CH
Extralight acidato
retroverniciato
Champagne
Acid-etched
extralight,
Champagne
back-painted

**ANTE IN VETRO FUSO
FUSED GLASS DOORS**


 6 mm




VFGR
Fumè
Smoked



VFBR
Bronzo
Bronze



VF-VU
Retroverniciato
Grigio Vulcano
Vulcan Grey
back-painted




VF-MK
Retroverniciato
Moka
Moka back-
painted




VF-CH
Retroverniciato
Champagne
Champagne
back-painted

**TOP IN MARMO (OPZIONALE)
MARBLE TOP (OPTIONAL)**

 40 mm




M1GC
Grigio Carnico
Carnico Grey



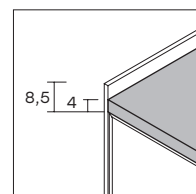
M1MB
Mystic Brown
Mystic Brown



M2MN
Manhattan
Manhattan




M2CR
Calacatta Royal
Calacatta Royal




**TOP IN LEGNO IMPIALLACCIATO
(OPZIONALE)
VENEERED WOOD TOP (OPTIONAL)**

 40 mm



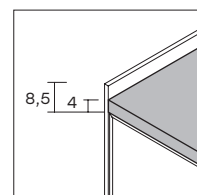
TN
Termotrattato
Nero
Heat-treated
Black finish



TA
Noce Canaletto
tinto Tabacco
Canaletto Walnut
Tobacco finish



NC
Noce Canaletto
tinto Tabacco
Canaletto Walnut
Tobacco finish



KIT DI ILLUMINAZIONE LED _ LED LIGHTING SYSTEM

V1 - STANDARD: Illuminazione all'apertura dell'anta con sensore. Temperatura colore fissa (3000K).

V2 - AVANZATO: Illuminazione all'apertura dell'anta con sensore, oppure ad anta chiusa, con telecomando. Dimmerabile. Temperatura colore selezionabile (3000K - 4000K).

V1 - STANDARD: Light turn on when the door is opened, thanks to a sensor. Fixed colour temperature (3000K).

V2 - ADVANCED: Light turn on when the door is opened, thanks to a sensor, or with closed door using a remote controller. Dimmable. Selectable colour temperature (3000K or 4000K).