

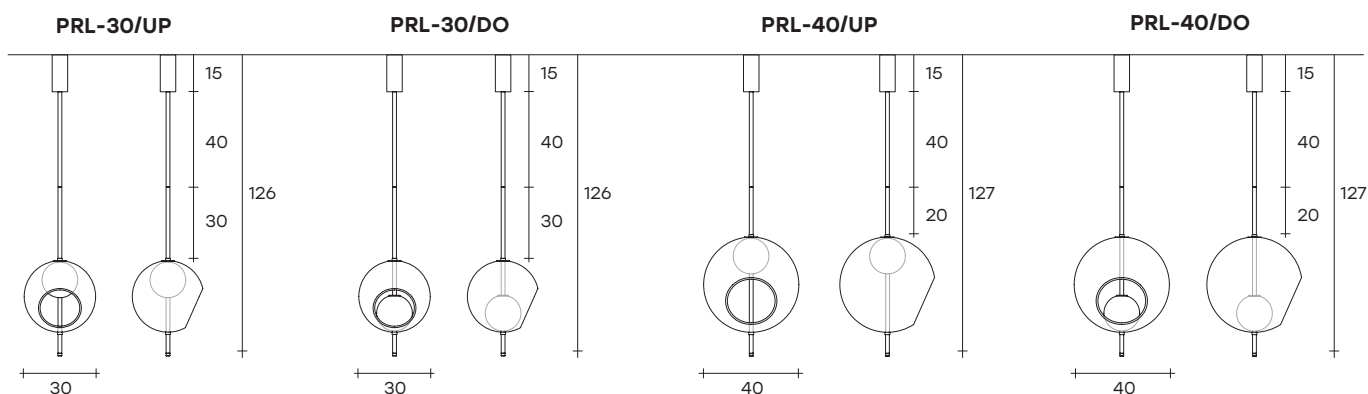


pearl

DESIGN
ADELE MARTELLI

Lampada a sospensione per interni con struttura in metallo finitura Ottone Brunito. Sfera esterna in vetro soffiato di Murano trasparente, diametro 30 cm o 40 cm; sfera interna in vetro soffiato bianco opale che funge da diffusore, diametro 15 cm. Fonte luminosa a led integrata nella struttura.

Suspension lamp for indoor use with metallic frame in burnished brass finish. Exterior sphere in transparent Murano blown glass, diameter 30 cm or 40 cm; inner sphere in white opal blown glass acting as a diffuser, diameter 15 cm. LED light source integrated in the structure.



dimensioni L, P, H dimensions L, W, H (cm)	COD./CODE	∅	P/W	H	peso netto net weight (kg)	peso lordo gross weight (kg)	volume imballo package volume (m ³)
Sfera esterna ∅ 30 cm; sfera interna alta. <i>External sphere ∅ 30cm; high internal sphere.</i>	PRL-30/UP	30		126	5,5	9	0,1
Sfera esterna ∅ 30 cm; sfera interna bassa. <i>External sphere ∅ 30cm; low internal sphere.</i>	PRL-30/DO	30		126	5,5	9	0,1
Sfera esterna ∅ 40 cm; sfera interna alta. <i>External sphere ∅ 40cm; high internal sphere.</i>	PRL-40/UP	40		127	7	11	0,16
Sfera esterna ∅ 40 cm; sfera interna bassa. <i>External sphere ∅ 40cm; low internal sphere.</i>	PRL-40/DO	40		127	7	11	0,16

**Prodotto marcato CE, disponibile solo per mercato europeo.
CE certification, only for European countries available.**

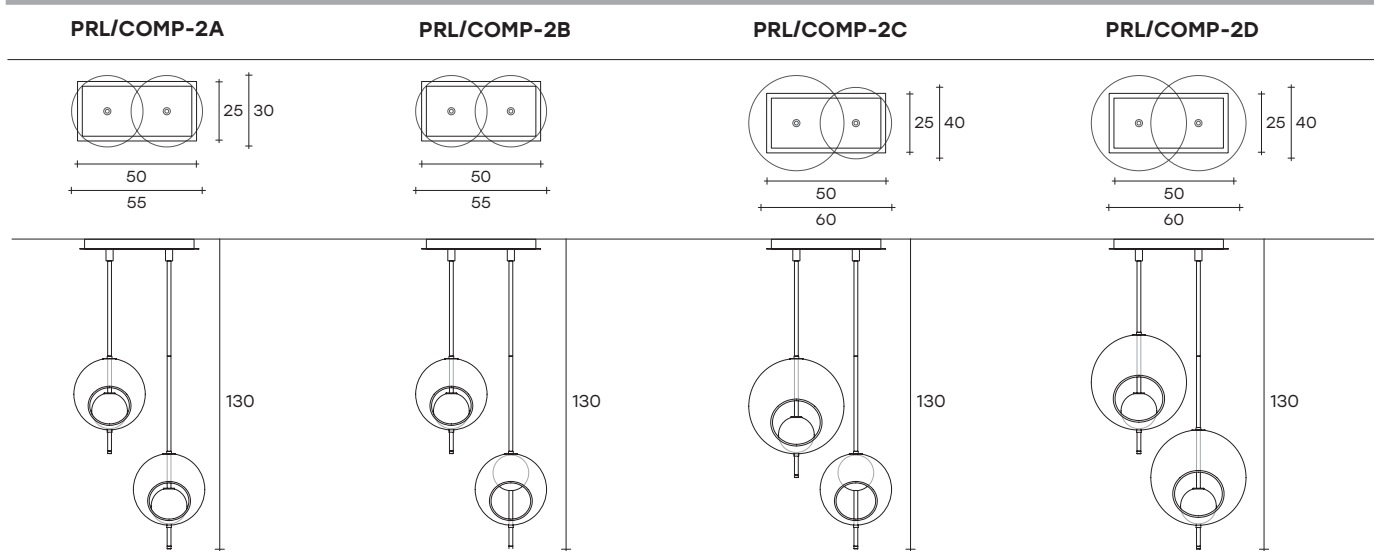
Lievi tracce, irregolarità superficiali e piccole bolle d'aria interne al vetro sono segni distintivi del processo di soffiatura che ne garantiscono l'artigianalità. Non possono quindi essere oggetto di contestazione.

Slight traces, irregularities on the surface and small air bubbles inside the glass are distinctive features of the blowing process and guarantee its craftsmanship. Therefore, they cannot be contested.

SPECIFICHE TECNICHE _ TECHNICAL SPECIFICATIONS

Tipo sorgente_ <i>Source type</i>	LED
Ingresso_ <i>Input</i>	110-240 V
Potenza_ <i>Power</i>	8 Watt
Temperatura_ <i>Temperature</i>	2900 K
Flusso luminoso_ <i>Luminous flux</i>	1000 Lm
CRI (indice di resa cromatica)_ <i>CRI (color rendering index)</i>	92%
Dimmerabile (opzionale)_ <i>Dimmable (optional)</i>	PWM technology

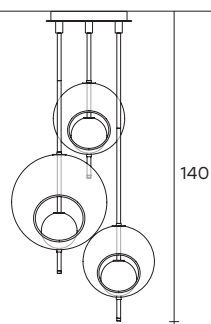
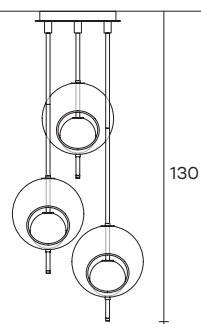
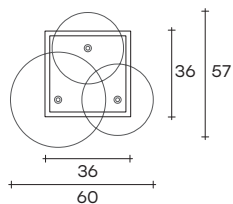
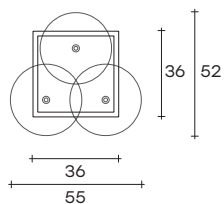
COMPOSIZIONI _ COMPOSITIONS



dimensioni L, P, H <i>dimensions L, W, H</i> (cm)	COD./CODE	L	P/W	H	peso netto <i>net weight</i> (kg)	peso lordo <i>gross weight</i> (kg)	volume imballo <i>package volume</i> (m ³)
Composizioni con rosone da 2 elementi. <i>Compositions with rosette of 2 elements.</i>	PRL/COMP-2A	55	30	130	15	24	0,19
	PRL/COMP-2B	55	30	130	15	24	0,19
	PRL/COMP-2C	60	40	130	16,5	26	0,25
	PRL/COMP-2D	60	40	130	18	28	0,31

PRL/COMP-3A

PRL/COMP-3B



dimensioni L, P, H
dimensions L, W, H
(cm)

Composizioni con rosone
da 3 elementi.
Compositions with rosette
of 3 elements.

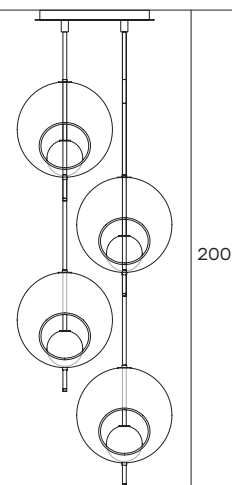
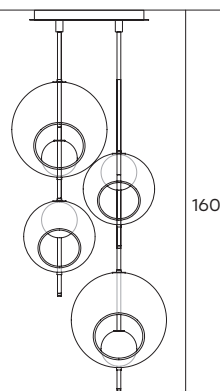
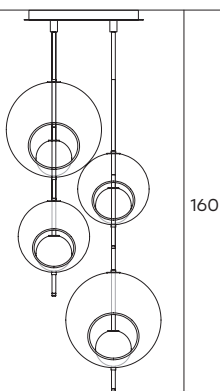
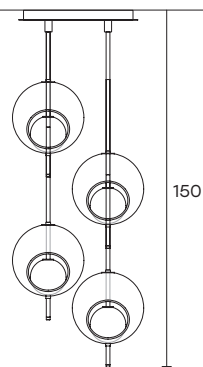
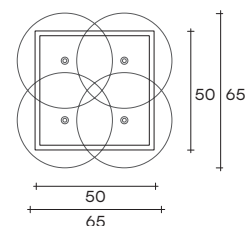
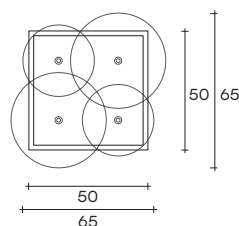
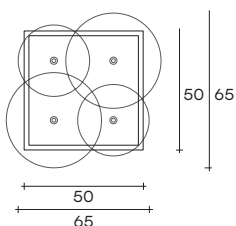
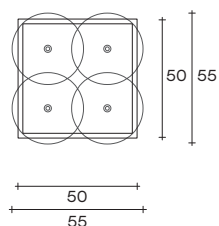
COD./CODE	L	P/W	H	peso netto net weight (kg)	peso lordo gross weight (kg)	volume imballo package volume (m ³)
PRL/COMP-3A	55	52	130	28	44	0,35
PRL/COMP-3B	60	57	130	31	48	0,48

PRL/COMP-4A

PRL/COMP-4B

PRL/COMP-4C

PRL/COMP-4D



dimensioni L, P, H
dimensions L, W, H
(cm)

Composizioni con rosone
da 4 elementi.
Compositions with rosette
of 4 elements.

COD./CODE	L	P/W	H	peso netto net weight (kg)	peso lordo gross weight (kg)	volume imballo package volume (m ³)
PRL/COMP-4A	55	55	150	28	44	0,35
PRL/COMP-4B	65	65	160	31	48	0,48
PRL/COMP-4C	65	65	160	31	48	0,48
PRL/COMP-4D	65	65	200	34	52	0,59

FINITURE
FINISHES

Struttura in metallo
Metal structure

Ottone Brunito
Burnished Brass