

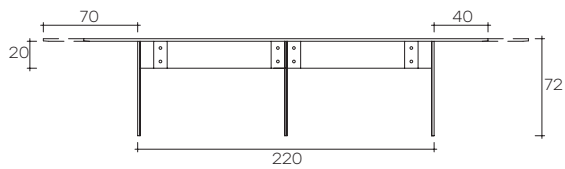
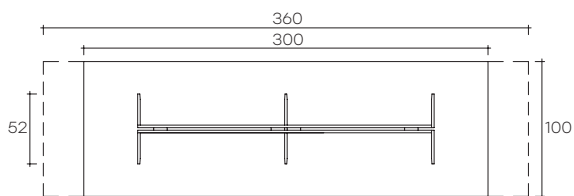
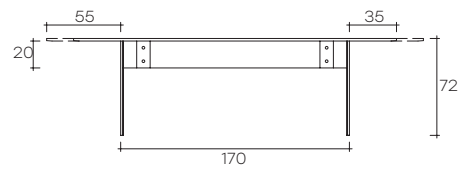
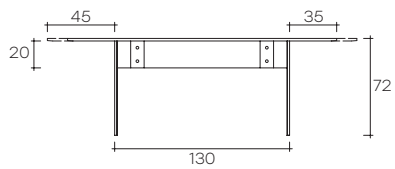
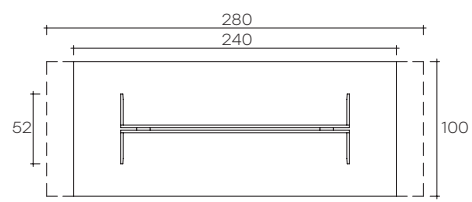
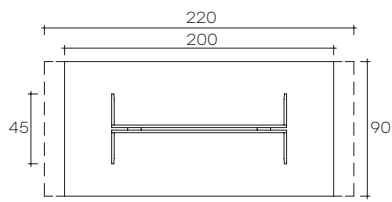


LLT

DESIGN
DANTE O. BENINI
E LUCA GONZO

modello registrato
registered model

portata sul piano: 150 kg
portata sul piano: 200 kg (LLT30/3, LLT36/3)
load capacity on top: 150 kg
load capacity on top: 200 kg (LLT30/3, LLT36/3)





Tavolo con piano in vetro trasparente da 15 o 19 mm con bisellatura su due lati corti, struttura gambe in vetro trasparente saldato da 15 o 19 mm con bisellatura sul bordo. Particolari di fissaggio in acciaio inox. Il tavolo LLT prevede una base a due o tre gambe a seconda della lunghezza del piano; gli stessi sono disponibili anche a misura fino a 360x100 cm (con base standard).

Table composed of a 15 or 19 mm thick transparent glass top with bevelled edges on the two shorter sides and of a base in 15 or 19 mm thick transparent welded glass with bevelled edge. Fastening elements in stainless steel. The Table LLT can be fitted with two or three bases depending upon the top length. LLT table is also available with custom-sized top up to 360x100 cm (with standard base).

dimensioni L, P, H <i>dimensions L, W, H</i> (cm)	COD./CODE	L	P/W	H	peso netto <i>net weight</i> (kg)	peso lordo <i>gross weight</i> (kg)	volume imballo <i>package volume</i> (m ³)
Tavolo con piano e due basi in vetro trasparente da 15 mm. <i>Table with top and two bases in transparent 15 mm thick glass.</i>	LLT20/2	200	90	72	106	147	0,87
	LLT22/2	220	90	72	113	155	0,89
Tavolo con piano e due basi in vetro trasparente da 19 mm. <i>Table with top and two bases in transparent 19 mm thick glass.</i>	LLT24/2	240	100	72	177	236	1,53
	LLT26/2	260	100	72	187	247	1,55
	LLT28/2	280	100	72	196	257	1,58
Tavolo con piano e tre basi in vetro trasparente da 19 mm. <i>Table with top and three bases in transparent 19 mm thick glass.</i>	LLT30/3	300	100	72	232	303	1,90
	LLT36/3	360	100	72	261	335	1,95

**Il tavolo LLT è disponibile anche con profondità massima del piano P. 110 cm.
LLT table top is also available in a maximum width of 110 cm.**

GAMBA <i>LEG</i>	MISURA MINIMA DEL TOP <i>MINIMUM DIMENSION OF THE TOP</i>	MISURA MASSIMA DEL TOP <i>MAXIMUM DIMENSION OF THE TOP</i>
L cm 130	cm 190	cm 220
L cm 170	cm 230	cm 280
L cm 220	cm 290	cm 360

FINITURA <i>FINISH</i>	SPESSORE TOP/GAMBE <i>TOP/LEGS THICKNESS</i>
Vetro extralight <i>Extralight glass</i>	15 mm / 19 mm
Vetro extralight retrolaccato RAL (solo il piano) <i>Extralight RAL back-lacquered glass (relevant top only)</i>	15 mm / 19 mm