



echo line

DESIGN MARCEL
WANDERS

modello registrato
registered model

portata su ogni piano: 20 kg
portata sul top: 10 kg (Art. ECV53, ECV101);
30 kg (Art. ECV201, ECV250)
load capacity on each shelf: 20 kg
load capacity on the top: 10 kg (Art. ECV53, ECV101);
30 kg (Art. ECV201, ECV250)

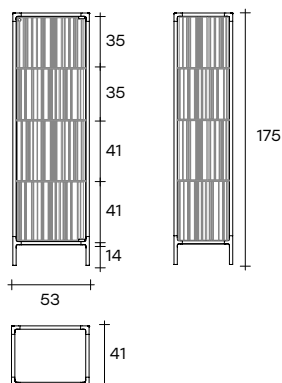
Vetrina con struttura in alluminio verniciato, disponibile nelle finiture Champagne Metallizzato, Greige Metallizzato e Grigio Vulcano. Base in vetro extralight da 6 mm temperato retroverniciato in tinta con la struttura; corpo vetrina ed ante in vetro extralight, fumé o bronzo da 6 mm fuso a gran fuoco e temperato; ripiani in vetro extralight da 8 mm temperato.

La vetrina è disponibile anche in vetro piano (non fuso) ed in vetro semiriflettente. Sistema di illuminazione a LED integrato nei montanti frontali della struttura (opzionale).

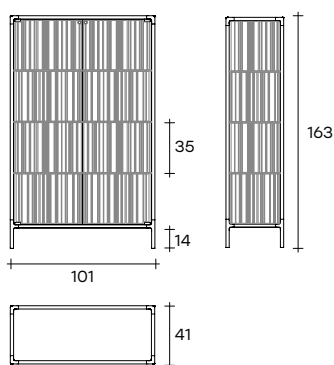
Showcase with varnished aluminium profiles, available in Metallic Champagne, Metallic Greige or Vulcan Grey finishes. Base in 6 mm

thick tempered and back lacquered extralight glass of the same profiles color; relevant glass structure and doors in 6 mm thick extralight, smoke or bronze tempered and fused glass; inner shelves in 8 mm thick extralight tempered glass. The showcase is also available in float (non fused) glass and in semi reflecting glass. LED lighting system integrated in the structure frontal pillars (optional).

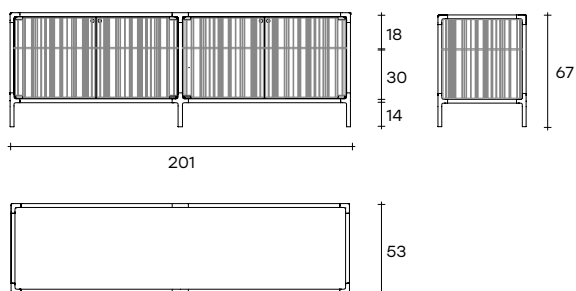
ECLV53



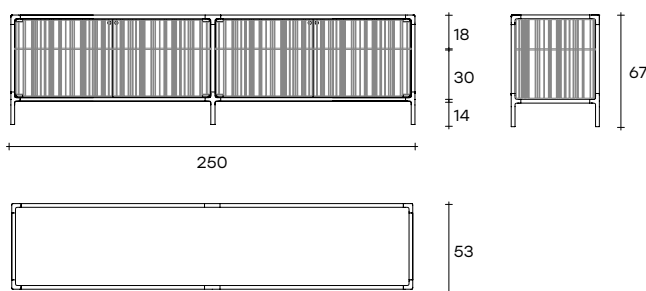
ECLV101



ECLV201



ECVL250



dimensioni L, P, H dimensions L, W, H (cm)	COD./CODE	L	P/W	H	peso netto net weight (kg)	peso lordo gross weight (kg)	volume imballo package volume (m³)
Corpo vetrina ed ante in vetro liscio. Glass structure and doors in flat glass.	ECV53/	53	41	175	64	99	0,685
	ECV101/	101	41	163	98	144	1,12
	ECV201/	201	53	67	98	164	1,37
	ECV250/	250	53	67	122	196	1,65
Corpo vetrina ed ante in vetro fuso. Glass structure and doors in fused glass.	ECLV53/	53	41	175	64	99	0,685
	ECLV101/	101	41	163	98	144	1,12
	ECLV201/	201	53	67	98	164	1,37
	ECLV250/	250	53	67	122	196	1,65

Vetrina con sistema di illuminazione LED integrato nei montanti frontali della struttura:
Showcase with LED lighting system integrated in the structure frontal pillars:

Kit luce non vendibile separatamente.
Not for separate sale.

* Prodotto marcato CE, disponibile solo per mercato europeo.
* CE certification, only for European countries available.

PROFILI IN ALLUMINIO ALUMINIUM PROFILES

Champagne Metallizzato Metallic Champagne	Grigio Vulcano Vulcan grey	Greige metallizzato Metallic Greige
CH	VU	GM

CORPO ED ANTE IN VETRO LISCIO (NON FUSO) STRUCTURE AND DOORS IN FLAT GLASS (NOT FUSED)

Vetro extralight Extralight glass	Vetro fumè Smoked glass	Vetro semi-riflettente Semi-reflective glass
EX	GR	ST

CORPO ED ANTE IN VETRO FUSO - TEXTURE "ECHO LINE" STRUCTURE AND DOORS IN FUSED GLASS - "ECHO LINE" TEXTURE

Vetro extralight fuso Fused extralight glass	Vetro fumè fuso Fused smoked glass	Vetro bronzo fuso Fused bronze glass
VFEX	VFGR	VFBR

**FINITURE
FINISHES****Struttura in alluminio
Aluminium structure**

Champagne Metallizzato
Metallic Champagne



Grigio Vulcano
Vulcan grey



Greige metallizzato
Metallic greige

**Vetro piano
Flat glass**

vetro extralight
extralight glass




Vetro fumé
Smoked glass



Vetro Stopsol Classic Clear
Stopsol Classic Clear glass

**Vetro fuso
Fused glass**

Vetro extralight fuso
Fused extralight glass



Vetro fumé fuso
Fused smoked glass



Vetro bronzo fuso
Fused bronze glass